

VERSILIA

NOBLE SURFACES





ISPIRAZIONE/
INSPIRATION

Con Versilia, Keope arricchisce la sua offerta con marmi eleganti che si ispirano ai prodotti naturali più pregiati e ricercati dal design contemporaneo. La vera bellezza è senza tempo. Versilia narra storie antiche e moderne di un paesaggio dove cielo, roccia e mare si fondono, creando pietre di straordinaria bellezza.

With Versilia, Keope enriches its offer with elegant marbles inspired by the finest and most sought-after natural products of contemporary design. True beauty is timeless. Versilia tells ancient and modern stories of a landscape where sky, rock and sea come together to create stones of extraordinary beauty.

VERSILIA

NOBLE SURFACES

GRES PORCELLANATO EFFETTO MARMO
MARBLE EFFECT PORCELAIN STONEWARE

Il marmo della Versilia, estratto dalle cave delle Alpi Apuane in Toscana, offre una straordinaria varietà di grafismi e tonalità. Celebre per la sua eleganza raffinata, incarna l'idea di lusso italiano. Versilia traduce queste qualità in pregiate lastre di gres porcellanato, ideali per ambienti residenziali e commerciali esclusivi.

Versilia Marble, quarried in the Apuan Alps of Tuscany, offers an extraordinary variety of veining and hues. Known for its refined elegance, it embodies the idea of Italian luxury. Versilia translates these qualities into fine porcelain stoneware slabs, ideal for exclusive residential and commercial settings.





MARBLE EFFECT
PORCELAIN STONEWARE
Luxury interiors with a timeless charm

Le venature arabesche delle lastre in gres effetto marmo elevano gli ambienti residenziali, creando atmosfere eteree e sofisticate.

The arabesque veins of the marble-effect stoneware slabs enhance residential areas, creating ethereal and sophisticated ambiances.



bardiglio silver

fiorito ivory

nuvolato grey

COLORI / COLORS

Le diverse varianti di questi marmi di Carrara sono riprodotte con estrema precisione: dalle delicate venature blu-argentee di Silver, al grigio nuvolato di Grey, fino agli intrecci caldi e dorati di Ivory.

The different variations of these Carrara marbles are reproduced with extreme precision: from the delicate silvery-blue veining of Silver, to the cloudy Grey, to the warm golden weave of Ivory.

FORMATI / SIZES

120x278 6mm
120x120 9mm
60x120 9mm | 20mm
60x60 9mm



SPAZZOLATO R10

SILKY

LAPPATO

SUPERFICI / SURFACES

Le finiture di Versilia offrono sensazioni tattili che replicano fedelmente le lavorazioni del marmo naturale, rendendo ogni superficie unica e preziosa. La gamma include Silky, Lappato e Spazzolato R10, ai quali si aggiunge lo Strutturato R11 per esterni e il decoro cannettato per i rivestimenti.

Versilia finishes offer tactile sensation that emulate natural marble processes, making each surface uniquely beautiful. The range includes Silky, Lapped, and Spazzolato R10, to which are added Structured R11 for exteriors and the Flute 3D decor for wall cladding.

RESIDENTIAL /
BATHROOM

Floor / BARDIGLIO SILVER 60x120 [24"x48"]
Wall / BARDIGLIO SILVER 120x278
Seamless match [48"x110"]

BARDIGLIO SILVER

Questo marmo incanta con la sua affascinante tonalità blu-grigia, donando agli ambienti un aspetto contemporaneo e distintivo.

Sottili venature bianche e grigie si intrecciano armoniosamente sullo sfondo, creando un contrasto elegante e dinamico.

This marble has an enchanting blue-grey hue that gives rooms a contemporary and distinctive look. Subtle white and grey veins weave harmoniously into the background, creating an elegant and dynamic contrast.



bardiglio silver

RESIDENTIAL /
BATHROOM

Floor /
BARDIGLIO SILVER
60x120 [24"x48"]



Linee scolpite e scanalature regolari disegnano una raffinata trama tridimensionale che dona carattere agli spazi.

Sculpted lines and regular grooves create a refined, three-dimensional texture that adds character to any room.

Wall /
BARDIGLIO SILVER
Flute 3D
60x120 [24"x48"]

bardiglio silver



Floor/
BARDIGLIO SILVER 60×120 [24"×48"]

Wall /
BARDIGLIO SILVER 120×278 [48"×110"]
LAVICA BLACK 60×120 [24"×48"]


Furniture /
BARDIGLIO SILVER 120×278 [48"×110"]

RESIDENTIAL /
OUTDOOR

Floor/
BARDIGLIO SILVER
60x120 [24"x48"] 20mm

Pool/
BARDIGLIO SILVER
Angolare esterno bordo toro
30x120 [12"x48"]

BARDIGLIO SILVER
Gradino bordo toro
30x120 [12"x48"]



Floor/
BARDIGLIO SILVER 60x120 [24"x48"] 20mm



NUVOLATO GREY

Nuvolato Grey trae ispirazione dal marmo Bardiglio, una pietra dalla grana fine e compatta che mescola delicate macchie nuvolate grigio chiaro su uno sfondo grigio più scuro.

Nuvolato Grey is inspired by Bardiglio marble, a fine-grained, compact stone with delicate light grey veining against a darker grey background.

RESIDENTIAL /
BATHROOM

Floor /
NUVOLATO GREY
60x120 [24"x48"]



nuvolato grey

Il decoro Plissé 3D crea giochi di volumi ed effetti visivi d'impatto, anche su superfici curve.

The 3D Plissé decoration creates a striking play of volumes and visual effects, even on curved surfaces.

Furniture /
NUVOLATO GREY
Plisse 3D
18,4x120 [7"x48"]

COMMERCIAL /
HALL

Floor/ NUVOLATO GREY 120x120 [48"x48"]

Wall | Furniture / NUVOLATO GREY 120x278
Seamless Match [48"x110"]



COMMERCIAL /
HALL

Wall /
NUVOLATO GREY 120x278
Seamless Match [48"x110"]

Seamless Match

Keope introduce le lastre Seamless Match, con venature che proseguono senza interruzioni da una lastra all'altra, creando un effetto di continuità grafica armonica e raffinata. /

Keope introduces Seamless Match tiles with veins that continue seamlessly from one tile to the next, creating an effect of harmonious and refined graphic continuity.



nuvolato grey



Sottili venature bianche e grigie si intrecciano armoniosamente sullo sfondo, creando un contrasto elegante e dinamico.

Subtle white and grey veins weave harmoniously into the background, creating an elegant and dynamic contrast.

Floor /
NUVOLATO GREY
120x120 [48"x48"]

Wall/
NUVOLATO GREY Flute 3D
60x120 [24"x48"]



RESIDENTIAL /
LIVING

Floor / FIORITO IVORY 120x120 [48"x48"]

Wall / FIORITO IVORY 120x278 Seamless Match [48"x110"]

FIORITO IVORY

Fiorito Ivory cattura la luce calda del marmo Breccia di Versilia. Sullo sfondo grigio chiaro si dipanano sottili venature crema e avorio, arricchite da inclusioni beige e sfumature dorate.

Fiorito Ivory captures the warm light of Breccia of Versilia marble. Subtle cream and ivory veins unfold against a light grey background, enhanced by beige inclusions and golden tones.



fiorito ivory



RESIDENTIAL/
KITCHEN

Wall / Furniture /
FIORITO IVORY 120x278
Seamless Match [48"x110"]

Floor / UNICA BEIGE 20x180 [8"x71"]



fiorito ivory



Una tonalità morbida e raffinata, che veste le superfici di eleganza e calore domestico.

A soft, refined color that adds elegance and homey warmth to surfaces.

Wall | Furniture /
FIORITO IVORY
120x278 [48x110]





fiorito ivory

Floor / UNICA BEIGE 20x120 [8"x48"]

Wall / FIORITO IVORY 60x120 [24"x48"] Lappato

Match App

ARREDA LA TUA CASA CON IL CONFIGURATORE VIRTUALE KEOPE /
STYLE YOUR HOME WITH KEOPE 3D VISUALIZER

Walls

1 

INQUADRA IL QR CODE O TROVA
MATCH APP SUL SITO KEOPE.COM/
SCAN QR CODE OR FIND MATCH APP
ON OUR WEBSITE KEOPE.COM


2 

SCATTA UNA FOTO DELLA TUA STANZA /
TAKE A PHOTO OF YOUR ROOM

3 

SCEGLI E POSA LE PIASTRELLE KEOPE
NELLA TUA STANZA /
SELECT AND LAY
KEOPE TILES IN YOUR ROOM

Flooring



INQUADRA IL QR CODE /
SCAN QR CODE

SPECIFICHE TECNICHE/ TECHNICAL FEATURES

GRES PORCELLANATO
PORCELAIN STONE WARE

SPessori
THICKNESSES

6mm [120x278]
9mm [120x120 - 60x120 - 60x60]
20mm [60x120]

STONALIZZAZIONE
SHADING



V2

Bardiglio Silver
Nuvolato Grey



V3

Fiorito Ivory

FINITURE
FINISHES

Silky [120x278 - 120x120 - 60x120 - 60x60]
Lappato [60x120]
Spazzolato R10 [60x120]
Structured R11 [60x120]
Flute 3D [60x120]

Bardiglio Silver



Silky
✕

120x278 6mm
120x120 9mm
60x120 9mm
60x60 9mm

Lappato
◆

60x120 9mm

Spazzolato R10
◻

60x120 9mm

Flute 3D
■

60x120 9mm

Structured R11
▲

60x120 20mm

Nuvolato Grey



Silky
✕

120x278 6mm
120x120 9mm
60x120 9mm
60x60 9mm

Lappato
◆

60x120 9mm

Spazzolato R10
◻

60x120 9mm

Flute 3D
■

60x120 9mm

Structured R11
▲

60x120 20mm



Fiorito Ivory

Silky
✕

120x278 6mm
120x120 9mm
60x120 9mm
60x60 9mm

Lappato
◆

60x120 9mm

Spazzolato R10
◻

60x120 9mm

Flute 3D
■


60x120 9mm

Structured R11
▲

60x120 20mm

SEAMLESS MATCH

KIT LASTRE / SLABS KIT
X 120x278 [48"x110"] RT
6mm
[N°4 A-B-C-D]



NUVOLATO GREY



BARDIGLIO SILVER



FIORITO IVORY

La tecnologia Seamless Match presenta un design modulare (A-B-C-D) in cui le venature si allineano senza interruzioni. La lastra D si ricongiunge ad A, creando un design continuo.

Seamless Match technology features a modular design (A-B-C-D) where the veins seamlessly align. Slab D rejoins A, creating a continuous design.



FLUTE 3D

FLUTE 3D
 60x120 [24"x48"] RT 9mm



BARDIGLIO SILVER



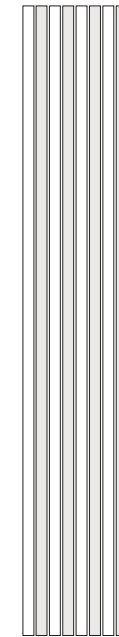
NUVOLATO GREY




FIORITO IVORY



DECORI/ DECORS



PLISSE 3D
 18,4x120 RT
 [7"x48"]
 9mm



PLISSE
 20x120 RT
 [8"x48"]
 9mm




BARDIGLIO SILVER



BARDIGLIO SILVER



NUVOLATO GREY



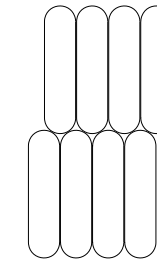
NUVOLATO GREY



FIORITO IVORY



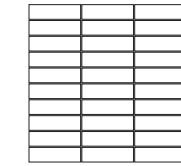
FIORITO IVORY




BISCUITS
 28,5x55,5 RT
 [11"x22"] 9mm



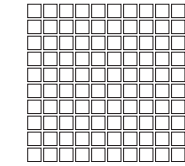
BARDIGLIO SILVER



MOSAICO LISTELLI
 30x30 [12"x12"] RT
 TESSERE: 2,8x9,7 [1 1/8"x3 3/4"]
 9mm



BARDIGLIO SILVER



MOSAICO
 30x30 [12"x12"] RT
 TESSERE: 2,8x2,8 [1 1/8"x1 1/8"]
 9mm



BARDIGLIO SILVER

DISPONIBILI IN TUTTI I COLORI /
 AVAILABLE IN ALL COLOURS



✕ Silky

FORMATI / SIZES

	120x278 [119,5x278]* 48"x110"	120x120 [119,5x119,5]* 48"x48"	60x120 24"x48"	60x60 24"x24"	60x120 24"x48"
	RT	RT	RT	RT	RT
	6 mm	9mm	9mm	9mm	20mm
BARDIGLIO SILVER	✘	✘	✘◆◻■	✘	▲
NUVOLATO GREY	✘	✘	✘◆◻■	✘	▲
FIORITO IVORY	✘	✘	✘◆◻■	✘	▲

*Formato nominale / Nominal size

✘ Silky | ◆ Lappato | ◻ Spazzolato R10 | ▲ Structured R11 | ■ Flute 3D

MISURE, PESI ED IMBALLI / SIZE, WEIGHT AND PACKAGING

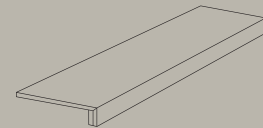
FORMATO SIZE	SPESSORE THICKNESS	PZ/SCATOLA PIECES/BOX	MQ/SCATOLA SQM/BOX	KG/SCATOLA KG/BOX	MQ/PALLET SQM/PALLET	KG/PALLET KG/PALLET	SCATOLA/PALLET BOX/PALLET
120x278	6 mm	1	3,32	≈ 49,56	59,80	≈ 990,08	18
120x120	9 mm	2	2,86	≈ 60,80	57,12	≈ 1.251,00	20
60x120	9 mm	2	1,44	≈ 31,93	50,40	≈ 1.138,00	35
60x60	9 mm	3	1,08	≈ 21,00	43,20	≈ 853,00	40
60x120	20 mm	1	0,72	≈ 33,75	25,20	≈ 1.202,25	35

PEZZI SPECIALI / TRIMS



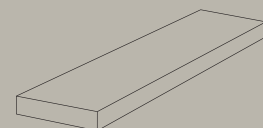
BATTISCOPA
BULLNOSE

✘◆◻ 4,6x120 [1^{13/16}"x48"] RT 9mm



SCALINO INCOLLATO
GLUED STEP TREAD

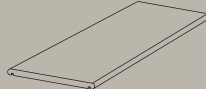
✘◆◻ 33x120 [13"x48"] RT 9mm



ANGOLARE INCOLLATO
GLUED CORNER STEP TREAD

✘◆◻ 33x120 [13"x48"] RT 9mm

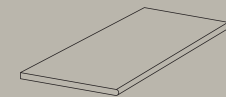
PEZZI SPECIALI 20mm / TRIMS 20mm



TOP BORDO TORO

BULLNOSE EDGE TOP / MARCHE SUP. CHANT ARRONDI /
ABGERUNDETE ABDECKPLATTE / TOP CANTO ROMO

▲ 30x60 [12"x24"] RT 20mm



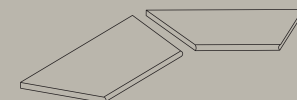
GRADINO BORDO TORO

BULLNOSE EDGE STEP / NEZ DE MARCHE ARRONDI /
ABGERUNDETE STUFENPLATTE / PELDAÑO CANTO ROMO

▲ 60x120 [24"x48"] RT 20mm

▲ 30x120 [12"x48"] RT 20mm

▲ 30x60 [12"x24"] RT 20mm



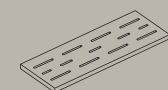
ANGOLARE INTERNO BORDO TORO

INT. BULLNOSE EDGE CORNER / ANG. INT. CHANT ARRONDI /
AUSSENECKTRITTSTUFE / ANG. INT. CANTO ROMO

▲ 60x120 [24"x48"] RT 20mm

▲ 30x120 [12"x48"] RT 20mm

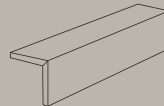
▲ 30x60 [12"x24"] RT 20mm



GRIGLIA

GRID / GRIL / GRILL / REJILLA

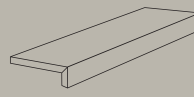
▲ 15x60 [6"x24"] RT 20mm



CORDOLO L

L KERB / BORDURE EN L / KANTE L-FORM /
CANTONERA L [PEGADA]

▲ 60x20x15 [24"x8"x6"] RT 20mm



TERMINALE L

L TERMINAL / NEZ DE MARCHE EN L /
ENDABDECKPLATTE L-FORM / TERMINAL L [PEGADO]

▲ 120x45x15 [48"x18"x6"] RT 20mm

▲ 60x33x5 [13"x24"x2"] RT 20mm

▲ 60x20x5 [24"x8"x2"] RT 20mm



ANGOLARE ESTERNO BORDO TORO

EXT. BULLNOSE EDGE CORNER / ANG. EXT. CHANT ARRONDI /
AUSSENECKTRITTSTUFE / ANG. EXT. CANTO ROMO

▲ 60x120 [24"x48"] RT 20mm

▲ 30x120 [12"x48"] RT 20mm

▲ 30x60 [12"x24"] RT 20mm



ANGOLARE GRIGLIA

CORNER GRID / GRILLE D'ANGLE /
ECKE GRAT / ANGULAR REJILLA

▲ 15x60 [6"x24"] RT 20mm

INFORMAZIONI TECNICHE / TECHNICAL FEATURES

INFORMAZIONI TECNICHE TECHNICAL FEATURES	NORMA NORM	REQUISITI PRESCRITTI REQUIRED VALUES	VALORI VALUES
	EN 14411 - ISO 13006		
DIMENSIONI RETTIFICATO SIZES RECTIFIED	ISO 10545-2	lunghezza-larghezza / lenght-width ±0,3% [±1,0 mm max]	CONFORME COMPLIANT
		spessore / thickness ±5,0% [±0,5 mm max]	
		ortogonalità / rectangularity ±0,3% [±1,5 mm max]	
		rettilinearità / straightness ±0,3% [±0,8 mm max]	
		planarità / flatness ±0,4% [±1,8 mm max]	
DIMENSIONI NON RETTIFICATO SIZES NOT RECTIFIED	ISO 10545-2	lunghezza-larghezza / lenght-width ±0,3% [±1,0 mm max]	-
		spessore / thickness ±5,0% [±0,5 mm max]	
		ortogonalità / rectangularity ±0,3% [±1,5 mm max]	
		rettilinearità / straightness ±0,3% [±0,8 mm max]	
		planarità / flatness ±0,4% [±1,8 mm max]	
ASSORBIMENTO ACQUA WATER ABSORPTION	ISO 10545-3	≤0,5%	≤0,1%
RESISTENZA A ROTTURA BREAKING STRENGHT	ISO 10545-4	R≥35 N/mm ² S≥700 N [≤7,5 mm] S≥1300 N [≥7,5 mm]	6 mm 9 mm 20 mm
			R≥40 N/mm ² S≥1000 N R≥40 N/mm ² S≥1500 N R≥45 N/mm ² S≥10000 N
RES. ABRASIONE PROFONDA DEEP ABRASION RESISTANCE	ISO 10545-6	≤175 mm ³	≤150 mm ³
RES. ABRASIONE SUPERFICIALE [LAPPATO] SURFACE ABRASION RESISTANCE	ISO 10545-7		TEST DISPONIBILE TEST AVAILABLE
RESISTENZA SHOCK TERMICI THERMAL SHOCK RESISTANCE	ISO 10545-9	resistenza / resistant	CONFORME COMPLIANT
RESISTENZA AL GELO FROST RESISTANCE	ISO 10545-12	resistenza / resistant	CONFORME COMPLIANT
RESISTENZA CHIMICA CHEMICAL RESISTANCE	ISO 10545-13	resistenza / resistant	CONFORME COMPLIANT
RESISTENZA ALLE MACCHIE RESISTANCE TO STAINS	ISO 10545-14	resistenza / resistant	CONFORME COMPLIANT
CLASSIFICAZIONE ALTISDRUCCIOLO ASSESSMENT OF SLIP RESISTANCE	EN 16165 Annex A [DIN 51097]		- Silky - Lappato A+B Spazzolato R10 A+B+C Structured R11
	EN 16165 Annex B [DIN 51130]		- SILKY 120x278 - 120x120 - 60x120 - 60x60 - LAPPATO 60x120 R10 60x120 R11 60x120 20mm
	EN 16165 Annex C [BS 7976-2:2002 UK - Pendulum Test Value]		in test
	ANSI A326.3 Test metod [DCOF]	>0,42 bagnato / wet	CONFORME [NO SILKY E LAPPATO] / COMPLIANT
	B.C.R.A. [COF]	>0,40 bagnato / wet	CONFORME [NO SILKY E LAPPATO] / COMPLIANT

Piastrelle pressate a secco - Conforme alla norma EN 14411 e ISO 13006 appendice G gruppo B1-a con E ≤0,5%
Dry pressed tiles - Compliant with standards EN 14411 and ISO 13006 annex G group B1-a with E ≤0,5%

Fuga minima consigliata per posa in interno 2 mm, in esterno 4 mm
Minimum suggested joint for indoor laying 2 mm, for outdoor 4 mm

Consigli di posa, pulizia e manutenzione al link keope.com
Advice on laying, cleaning and maintenance at the link keope.com



HEADQUARTER via canale
42013 Casalgrande (RE) - Italy

FACTORY via canale, 67
42013 Casalgrande (RE) - Italy

WAREHOUSE via dell'industria, 1
42013 Casalgrande (RE) - Italy

PHONE +39 0522 997511

FAX +39 0522 997544 (OT) - 545 (IT)

ADMIN. FAX +39 0522 997413

info@keope.com

keope.com

IT_

Ceramiche Keope si riserva la facoltà di apportare variazioni ai prodotti illustrati in questo catalogo per necessità produttive o al fine di migliorarne la qualità. I campioni e le immagini sono puramente indicativi. Gli imballaggi e pesi riportati possono variare per necessità produttive. Consultare gli uffici commerciali al momento dell'ordine.

EN_

Ceramiche Keope reserves the right to vary the products illustrated in this catalogue for production purposes or in order to improve quality. Samples and images are purely indicative. Packaging and weights shown may be varied in line with production requirements. Check with the sales department at the time of order.

