



be-square

EMIL
CERAMICA

BE-SQUARE SLIM

PAG. 02

BE-SQUARE

PAG. 20

EMIL
CERAMICA

BE-SQUARE SLIM

Il cemento della collezione **Be-Square** si esalta nei formati **Slim 120x278, 120x120 e 60x120** dallo **spessore 6,5 mm** arricchiti dalla gamma decorativa del **Mosaico Caleido**, del **Mosaico 3X3** e dei **Listelli sfalsati**.

Un'ulteriore opportunità di soddisfare le esigenze della progettazione contemporanea di spazi pubblici e privati che richiedono superfici minimali e continue.

La versatilità di **Be-Square** permette di progettare ambienti di grande impatto estetico e funzionale.

The concrete of the Be-Square collection is appreciated to the full in Slim sizes of 120x278 cm, 120x120 cm and 60x120 cm with thickness of 6.5 mm, enriched by the decorative range of the Mosaico Caleido, the Mosaico 3X3 and the Listelli sfalsati.

Another opportunity to meet the needs of contemporary architects designing public and private locations requiring minimalist, seamless surfaces. Versatile Be-Square is ideal for designing highly functional interiors of impressive visual impact.

▶◀ **6,5 mm spessore - thickness**









Concrete Nat. Rett. 120x120 - 47¹/₄"x47¹/₄"

Black Nat. Rett. 120x278 - 47¹/₄"x109⁷/₁₆"



Concrete Nat. Rett. 120x120 - 47¹/₄"x47¹/₄"

Black Nat. Rett. 120x278 - 47¹/₄"x109⁷/₁₆"





Concrete Listelli Sfalsati Nat. 30x60 - 11³/₁₆"x23⁵/₈"







BE-SQUARE

Be-Square celebra l'aspetto più essenziale e puro del cemento, materiale neutro e di grande impatto, versatile e senza tempo riesce ad essere protagonista dello spazio in **modo discreto, rigoroso ed elegante. Realizzata nei formati 60x120, 60x60, 30x60, 80x80 e 40x80**, in **4 colori** di tendenza dall'avorio al nero, è ideale per rivestire spazi urbani e loft metropolitani.

La collezione è impreziosita da un mix di **9 cementine decorate 20x20**, con nuance bilanciate nella loro intensità e da un **mix di majoliche 20x20** contraddistinte da una superficie materica dai contrasti matt e lucidi. Da entrambi i mix di cementine e di majoliche è stato selezionato un decoro singolo per realizzare superfici decorative fortemente caratterizzate e di grande impatto estetico.

L'apparato decorativo si completa con un progetto di **piastrelle 30x30 bicolore** concrete/black, ivory/sand in cui si alternano le figure geometriche di cerchi e quadrati. Le piastrelle creano nell'alternarsi pareti decorative dinamiche vivaci.

Be-Square celebrates the most essential and pure aspect of concrete, a neutral and very impactful, versatile and timeless material, it becomes the star of the space discreetly, meticulously and elegantly.

Produced in sizes 60x120, 60x60, 30x60, 80x80, 40x80, in 4 trendy colours ranging from ivory to black, it is ideal for covering urban spaces and metropolitan lofts.

The collection is embellished by a mix of 9 decorated cement tiles of 20x20 size, with nuances balanced in their intensity, and by a mix of 20x20 majolica tiles having a tactile surface consisting of matt and glossy contrasts.

A single decoration was chosen from both mixes of cement and majolica tiles to create strongly characterised decorative surfaces having huge aesthetic impact.

The decorative pieces are completed with a project of 30x30 two-colour Concrete/Black, Ivory/Sand tiles in which the geometric figures of circles and squares alternate. The tiles create, in their alternation, dynamic and vivacious decorative walls.





Concrete Nat. Rett. 40x80 - 15³/₄"x31¹/₂"



BeDecor Concrete Mix Nat. Rett. 20x20 - 7⁷/₈"x7⁷/₈"





BeDecor Majolica Mix Rett. 20x20 - 7⁷/₈"x7⁷/₈"



Black Nat. Rett. 80x80 - 31¹/₂"x31¹/₂"


BeDecor Majolica Mix Rett. 20x20 - 7⁷/₈"x7⁷/₈"











Optical Ivory/Sand Nat. Rett. 30x30 - 11¹³/₁₆" x 11¹³/₁₆"





BE-SQUARE

20MM

Estetica e Prestazioni

Be-Square 20mm assicura l'equilibrio ideale tra ricercatezza estetica e prestazioni tecniche elevate nelle più svariate ambientazioni esterne. Alla possibilità di realizzare percorsi, camminamenti e altre soluzioni progettuali outdoor in piena armonia con l'ambiente circostante e in assoluta continuità con gli spazi interni, si aggiunge la garanzia di impiego di un materiale eccezionalmente resistente ai carichi e a tutti i tipi di agenti atmosferici.

Facile da posare a secco su erba, sabbia e ghiaia, **Be-Square 20mm** può essere incollato anche su massetto, permettendo di realizzare pavimentazioni carrabili o altre soluzioni nell'ambito di spazi commerciali e pubblici soggetti a elevato traffico e si presta alla perfezione alla realizzazione di pavimenti sopraelevati. **Be-Square 20mm** è la soluzione ideale per progettare con stile, senza rinunciare alle esigenze tecniche richieste dall'architettura contemporanea.

High-Performing good looks.

Be-Square 20mm delivers the ideal combination of exquisite appearance and outstanding technical performances in the most widely varying outdoor locations. Paths, pavements and other outdoor solutions that merge perfectly into the surrounding environment and seamlessly continue indoor design schemes can be created with a material offering exceptional resistance to loads, weather and other atmospheric factors. Easily installed dry on grass, sand and gravel, **Be-Square 20mm** can also be glued to concrete screeds for vehicle-resistant pavings, or for other projects in commercial or public contexts with heavy traffic, and is perfect for raised floors.

Be-Square 20mm enables stylish design solutions while meeting all the technical demands of contemporary architecture.





BE-SQUARE

20MM

Esthétique et performance.

Be-Square 20mm instaure l'équilibre idéal entre raffinement esthétique et haute performance technique dans les contextes les plus disparates. Il est ainsi possible de réaliser des parcours, des cheminements et d'autres projets extérieurs en totale harmonie avec le milieu environnant et en continuité visuelle avec l'intérieur. De plus, la matière assure une résistance exceptionnelle aux charges et à tous les agents atmosphériques. Facile à poser à sec sur gazon, sur sable et sur gravier, **Be-Square 20mm** se colle aussi sur chape pour composer des sols carrossables ou d'autres solutions dans les espaces commerciaux et publics exposés à trafic intense. Le produit convient également parfaitement à la mise en place de planchers surélevés. **Be-Square 20mm** est le nec plus ultra pour donner corps à des projets de classe, tout en remplissant les critères techniques de l'architecture contemporaine.



Estética y prestaciones

Be-Square 20mm asegura el equilibrio ideal entre refinamiento estético y prestaciones técnicas elevadas en las más diversas ambientaciones exteriores. A la posibilidad de realizar carriles, caminos y otras soluciones proyectivas exteriores en plena armonía con el entorno y dando continuidad a los espacios interiores, se suma la garantía de uso de un material excepcionalmente resistente a las cargas y a toda clase de agentes atmosféricos. Fácil de colocar en seco sobre hierba, arena y grava, **Be-Square 20mm** también se puede encolar sobre la capa de relleno, permitiendo disponer pavimentaciones transitables u otras soluciones en el ámbito de espacios comerciales y públicos sometidos a un tráfico intenso y se presta a la perfección a la realización de pavimentos sobreelevados. **Be-Square 20mm** es la solución ideal para proyectar con estilo, sin renunciar a las exigencias técnicas requeridas por la arquitectura contemporánea.



Ästhetik und Leistungen

Be-Square 20mm gewährleistet den perfekten Einklang zwischen ausgefeilter Ästhetik und hohen technischen Leistungen in verschiedensten Außenräumen. Die Möglichkeit zu Gestaltungslösungen für den Außenbereich wie etwa Fahr- und Gehwege, die sich harmonisch in die Umgebung einfügen und eine nahtlose optische Einheit mit den Innenräumen bilden, ist mit der Garantie eines außergewöhnlich belastungsfähigen und witterungsbeständigen Materials verbunden. Leicht verlegbar im Gras-, Sand- oder Kiesbett, kann **Be-Square 20mm** auch auf Estrich verklebt werden. Die Kollektion eignet sich nicht nur für Bodenbeläge oder andere Lösungen in stark frequentierten gewerblichen und öffentlichen Bereichen, sondern ist auch zur Erstellen von Doppelböden perfekt. **Be-Square 20mm** ist die ideale Lösung für eine stilsichere Gestaltung und erfüllt die technischen Anforderungen der modernen Architektur.



Эффектная Эстетика И Высокие Характеристики.


Be-Square 20mm гарантирует достижение идеального равновесия между эстетической изысканностью и высокими техническими характеристиками в самых разнообразных наружных оформлениях. К возможности создания дорожек, тротуаров и других проектных решений для наружных пространств в полной гармонии с окружающей средой и с полной взаимопреемственностью с внутренними пространствами добавляется гарантия использования материала, который чрезвычайно устойчив к нагрузкам и всем типам атмосферного воздействия. Материал **Be-Square 20mm** легко укладывается всухую на траву, песок и щебень, а также его можно наклеивать на бетонную стяжку, что позволяет изготавливать полы, пригодные для движения транспортных средств, или же другие решения на торговых и общественных объектах с высокой интенсивностью движения, а кроме того, он может великолепно использоваться для изготовления фальшполов. **Be-Square 20mm** - это наилучшее решение для проектирования с хорошим стилем, не отказываясь от технических необходимостей, которые востребованы современной архитектурой.

BE-SQUARE

COLORI E FORMATI

Colours and Sizes | Couleurs et Formats | Farben und Formate | Colores y Tamaños | Цвета и Форматы

Ivory



Sand




Si consiglia la posa con fuga 2 mm. - Laying with a 2 mm-joint is recommended. - Pose recommandée avec joints de 2 mm.
Es wird eine Fugenbreite von 2 mm empfohlen. - Se recomienda la colocación con juntas de 2 mm. - Рекомендуется укладка с швом 2 мм.

BE-SQUARE


COLORI E FORMATI

Colours and Sizes | Couleurs et Formats | Farben und Formate | Colores y Tamaños | Цвета и Форматы

Concrete



Black



Si consiglia la posa con fuga 2 mm. - Laying with a 2 mm-joint is recommended. - Pose recommandée avec joints de 2 mm.
Es wird eine Fugenbreite von 2 mm empfohlen. - Se recomienda la colocación con juntas de 2 mm. - Рекомендуется укладка с швом 2 мм.

BE-SQUARE SLIM

COLORI E FORMATI

Colours and Sizes | Couleurs et Formats | Farben und Formate | Colores y Tamaños | Цвета и Форматы


6,5 mm.



Slim Naturale Rett.

120x278 - 47^{1/4} x 109^{7/16}


- EKDM Ivory ● T99
- EKDN Sand ● T99
- EKDP Concrete ● T99
- EKDQ Black ● T99



Slim Naturale Rett.

120x120 - 47^{1/4} x 47^{1/4}

- EDPF Ivory ● T74
- EDPG Sand ● T74
- EDPH Concrete ● T74
- EDPJ Black ● T74



Slim Naturale Rett.

60x120 - 23^{5/8} x 47^{1/4}

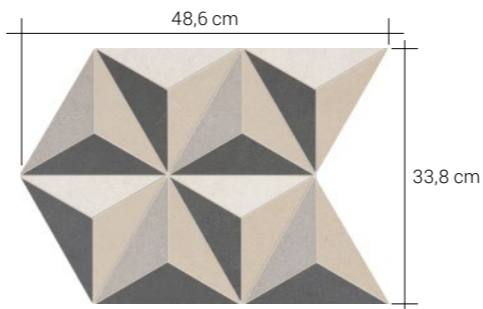
- EKDG Ivory ● T59
- EKDH Sand ● T59
- EKDJ Concrete ● T59
- EKDK Black ● T59

BE-SQUARE SLIM

DECORI

Decors | Decors | Dekore | Decorados | Декоры


6,5 mm. MOSAICO CALEIDO*



33,8x48,6 - 13^{5/16} x 19^{1/8}


EKRU Nat. ● A112

6,5 mm. MOSAICO 3X3* Tessera - Chip 2,8x2,8 - 1^{1/8} x 1^{1/8}



30x30 - 11^{13/16} x 11^{13/16}

EKKQ Ivory Nat. ● A100




30x30 - 11^{13/16} x 11^{13/16}

EKKR Sand Nat. ● A100



30x30 - 11^{13/16} x 11^{13/16}

EKKS Concrete Nat. ● A100



30x30 - 11^{13/16} x 11^{13/16}

EKKT Black Nat. ● A100

6,5 mm. LISTELLI SFALSATI*



30x60 - 11^{13/16} x 23^{5/8}

EKKV Ivory Nat. ● A87



30x60 - 11^{13/16} x 23^{5/8}

EKKW Sand Nat. ● A87



30x60 - 11^{13/16} x 23^{5/8}

EKKX Concrete Nat. ● A87



30x60 - 11^{13/16} x 23^{5/8}

EKKY Black Nat. ● A87

Si consiglia la posa con fuga 2 mm. - Laying with a 2 mm-joint is recommended. - Pose recommandée avec joints de 2 mm.
Es wird eine Fugenbreite von 2 mm empfohlen. - Se recomienda la colocación con juntas de 2 mm. - Рекомендуется укладка с швом 2 мм.

Verificare l'abbinamento dei toni tra i formati differenti. - Check the colour matching between different sizes.
Vérifier l'assortiment des tonalités entre les différents formats. - Die Kombination der Farbtöne unter den verschiedenen Formaten prüfen.
Comprobar la combinación de los tonos entre los distintos formatos. - Проверьте сочетание тонов у разных форматов.

* Su rete in fibra - On fibre mesh backing - Sur filet en fibre de verre - Auf Glasfasernetz - Sobre malla de fibra - На волоконной сетке

BE-SQUARE

COLORI E FORMATI

Colours and Sizes | Couleurs et Formats | Farben und Formate | Colores y Tamaños | Цвета и Форматы

9,5 mm.

Naturale Rett.
60x120 - 23^{5/8}"x47^{1/4}"

- ECXU Ivory ● T31
- ECXV Sand ● T31
- ECXW Concrete ● T31
- ECXX Black ● T31

Naturale Rett.
80x80 - 31^{1/2}"x31^{1/2}"

- ECXG Ivory ● T25
- ECXH Sand ● T25
- ECXJ Concrete ● T25
- ECXK Black ● T25

Naturale Rett.
40x80 - 15^{3/4}"x31^{1/2}"

- ECX3 Ivory ● T23
- ECX4 Sand ● T23
- ECX5 Concrete ● T23
- ECX6 Black ● T23

Naturale Rett.
60x60 - 23^{5/8}"x23^{5/8}"

- ECX7 Ivory ● T17
- ECX8 Sand ● T17
- ECX9 Concrete ● T17
- ECXA Black ● T17

Naturale Rett.
30x60 - 11^{13/16}"x23^{5/8}"

- ECXC Ivory ● T14
- ECXD Sand ● T14
- ECXE Concrete ● T14
- ECXF Black ● T14

20MM

Lappato Rett.
80x80 - 31^{1/2}"x31^{1/2}"

- EDCM Ivory ● T39
- EDCN Sand ● T39
- EDCP Concrete ● T39
- EDCQ Black ● T39

Lappato Rett.
60x60 - 23^{5/8}"x23^{5/8}"

- EEN7 Ivory ● T26
- EEN8 Sand ● T26
- EEM3 Concrete ● T26
- EEN9 Black ● T26

Naturale Rett.
80x80 - 31^{1/2}"x31^{1/2}"

- ECR7 Concrete ● T67

Naturale Rett.
60x60 - 23^{5/8}"x23^{5/8}"


- ECYS Ivory ● T34
- ECYT Sand ● T34
- ECYU Concrete ● T34
- ECYV Black ● T34

BE-SQUARE


DECORI

Decors | Decors | Dekore | Decorados | Декоры

9,5 mm. OPTICAL




30x30 - 11^{13/16}"x11^{13/16}"
EDRP Ivory/Sand Nat. Rett. ● A34
Pcs. Box 4



30x30 - 11^{13/16}"x11^{13/16}"
EDRQ Concrete/Black Nat. Rett. ● A34
Pcs. Box 4

9,5 mm. MOSAICO 3X3*

Tessera - Chip 2,8x2,8 - 1^{1/8}"x1^{1/8}"



30x30 - 11^{13/16}"x11^{13/16}"
EDPT Ivory Nat. ● A96



30x30 - 11^{13/16}"x11^{13/16}"
EDPU Sand Nat. ● A96



30x30 - 11^{13/16}"x11^{13/16}"
EDPV Concrete Nat. ● A96




30x30 - 11^{13/16}"x11^{13/16}"
EDPW Black Nat. ● A96

9,5 mm. LISTELLI SFALSATI*




30x60 - 11^{13/16}"x23^{5/8}"
ED8K Ivory Nat. ● A80



30x60 - 11^{13/16}"x23^{5/8}"
ED8L Sand Nat. ● A80



30x60 - 11^{13/16}"x23^{5/8}"
ED8M Concrete Nat. ● A80



30x60 - 11^{13/16}"x23^{5/8}"
ED8N Black Nat. ● A80

Si consiglia la posa con fuga 2 mm. - Laying with a 2 mm-joint is recommended. - Pose recommandée avec joints de 2 mm.
Es wird eine Fugenbreite von 2 mm empfohlen. - Se recomienda la colocación con juntas de 2 mm. - Рекомендуется укладка с швом 2 мм.

Verificare l'abbinamento dei toni tra i formati differenti. - Check the colour matching between different sizes.
Vérifier l'assortiment des tonalités entre les différents formats. - Die Kombination der Farbtöne unter den verschiedenen Formaten prüfen.
Comprobar la combinación de los tonos entre los distintos formatos. - Проверьте сочетание тонов у разных форматов.

* Su rete in fibra - On fibre mesh backing - Sur filet en fibre de verre - Auf Glasfasernetz - Sobre malla de fibra - На волоконной сетке

BE-SQUARE

DECORI

Decors | Decors | Dekore | Decorados | Декоры

BEDECOR MAJOLICA MIX



20X20 - 7^{1/8}"x7^{1/8}"

ED07 Rett.

● T94

BEDECOR CONCRETE MIX



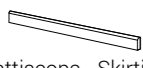




20X20 - 7^{1/8}"x7^{1/8}"

ED06 Nat. Rett.

● T94

PEZZI SPECIALI




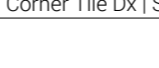








Trims | Pieces Speciales | Formteile | Piezas Especiales | Специальные Изделия

	Dimensione Size	Ivory	Sand	Concrete	Black	Fascia di prezzo Price band				
 Battiscopa - Skirting	Nat. Rett. 7x60 - 2 ^{3/4} "x23 ^{5/8} " Pcs. Box 15 - LM x Box 9,00	ECZV	ECZW	ECZX	ECZY	● A11				
 Gradino - Stair Tread	Nat. Rett. 4,6x80 - 1 ^{13/16} "x31 ^{1/2} " Pcs. Box 12 - LM x Box 9,60	ECYJ	ECYK	ECYL	ECYM	● A16				
 Gradone - Step	Nat. Rett. 33x120 - 12 ^{15/16} "x47 ^{1/4} " Pcs. Box 2 - LM x Box 2,40	ED8Q	ED8R	ED8S	ED8T	● A82				
 Gradone - Step	Nat. Rett. 33x120x3,2x3,2 12 ^{15/16} "x47 ^{1/4} "x1 ^{1/4} "x1 ^{1/4} " Pcs. Box 2 - LM x Box 2,40	ECYN	ECYP	ECYQ	ECYR	● A98				
 Angolare Dx Sx Corner Tile Dx Sx	Nat. Rett. 33x120x3,2x3,2 12 ^{15/16} "x47 ^{1/4} "x1 ^{1/4} "x1 ^{1/4} " Pcs. Box 1 - LM x Box 1,20	DX ECY9	SX ECYA	DX ECYC	SX ECYD	DX ECYE	SX ECYF	DX ECYG	SX ECYH	● A104

BE-SQUARE

PEZZI SPECIALI

Trims | Pieces Speciales | Formteile | Piezas Especiales | Специальные Изделия

	Dimensione Size	Ivory	Sand	Concrete	Black	Fascia di prezzo Price band				
 Gradone - Step	Nat. Rett. 33x60x5 12 ^{15/16} "x23 ^{5/8} "x1 ^{15/16} " Pcs. Box 2 - LM x Box 1,20	ECZ0	ECZ3	ECZ6	ECZ9	● A68				
 Gradone - Step	Nat. Rett. 33x80x5 12 ^{15/16} "x31 ^{1/2} "x1 ^{15/16} " Pcs. Box 2 - LM x Box 1,60	-	-	EENA	-	● A80				
 Angolare Dx Sx Corner Tile Dx Sx	Nat. Rett. 33x60x5 12 ^{15/16} "x23 ^{5/8} "x1 ^{15/16} " Pcs. Box 2 - LM x Box 1,20	DX ECZ1	SX ECZ2	DX ECZ4	SX ECZ5	DX ECZ7	SX ECZ8	DX ECZA	SX ECZC	● A90
 Angolare Dx Sx Corner Tile Dx Sx	Nat. Rett. 33x80x5 12 ^{15/16} "x31 ^{1/2} "x1 ^{15/16} " Pcs. Box 2 - LM x Box 1,60	-	-	-	-	DX EENC	SX EEND	-	-	● A96
 Terminale - Endingpiece	Nat. Rett. 33x60x2,5 12 ^{15/16} "x23 ^{5/8} "x1 ^{15/16} " Pcs. Box 2 - LM x Box 1,20	ECZD	ECZG	ECZK	ECZN	● A72				
 Terminale - Endingpiece	Nat. Rett. 33x80x2,5 12 ^{15/16} "x31 ^{1/2} "x1 ^{15/16} " Pcs. Box 2 - LM x Box 1,60	-	-	EENG	-	● A84				
 Ang. Terminale Dx Sx Endingpiece Corner Dx Sx	Nat. Rett. 33x60x2,5 12 ^{15/16} "x23 ^{5/8} "x1 ^{15/16} " Pcs. Box 2 - LM x Box 1,20	DX ECZE	SX ECZF	DX ECZH	SX ECZJ	DX ECZL	SX ECZM	DX ECZP	SX ECZQ	● A90
 Ang. Terminale Dx Sx Endingpiece Corner Dx Sx	Nat. Rett. 33x80x2,5 12 ^{15/16} "x31 ^{1/2} "x1 ^{15/16} " Pcs. Box 2 - LM x Box 1,60	-	-	-	-	DX EENH	SX EENJ	-	-	● A96
 Gradino - Stair Tread	Nat. Rett. 33x60 - 12 ^{15/16} "x23 ^{5/8} " Pcs. Box 2 - LM x Box 1,20	ECZR	ECZS	ECZT	ECZU	● A66				
 Gradino - Stair Tread	Nat. Rett. 33x80 - 12 ^{15/16} "x31 ^{1/2} " Pcs. Box 2 - LM x Box 1,60	-	-	EENE	-	● A80				
 Alzata - Riser	Nat. Rett. 16,5x60 - 6 ^{1/2} "x23 ^{5/8} " Pcs. Box 2 - LM x Box 1,20	ECYW	ECYX	ECYY	ECYZ	● A29				
 Alzata - Riser	Nat. Rett. 16,5x80 - 6 ^{1/2} "x31 ^{1/2} " Pcs. Box 4 - LM x Box 3,20	-	-	EENF	-	● A44				



BE-SQUARE

IMBALLI E PESI

Packing and Weight | Emballages et Poids | Verpackung und Gewicht | Embalajes y Pesos | Упаковка и Вес

Formato Size Format Formato Формат cm	Spessore Thickness Epaisseur Stärke Espesor Толщина mm	Pz. x Mq. Pieces x Sqm Pcs / M ² Stk. x Qm Pzs x Mc. Шт x Кв.М.	Pz. x Scat. Pieces x Box Pcs / Bte Stk. x Krt. Pzs x Caja Шт x Кор.	Mq. x Scat. Sqm x Box M ² / Bte Qm x Krt. Mc. x Caja Кв.М. x Кор.	Peso x Scat. Weight x Box Poids / Bte Gewicht x Krt. Peso x Caja Вес x Кор. Kg	Scat. x Pal. Boxes x Pal. Bte / Pal. Krt. x Pal. Cajas x Pal. Кор. x Подд.	Mq. x Pal. Sqm x Pal. M ² / Pal. Qm x Pal. Mc. x Pal. Кв.М x Подд.	Peso x Pal. Weight x Pal. Poids / Pal. Gewicht x Pal. Peso x Pal. Вес x Подд. Kg
120x278 Naturale	6,5	0,30	1	3,336	50,04		vedi sotto - see below	
120x120 Naturale	6,5	0,69	2	2,880	43,20	20	57,60	864
60x120 Naturale	6,5	1,39	3	2,160	32,40	15	32,40	486
60x120 Naturale	9,5	1,39	2	1,440	31,68	36	51,84	1140
80x80 Naturale - Lappato	9,5	1,56	2	1,280	28,16	42	53,76	1183
40x80 Naturale	9,5	3,13	3	0,960	21,12	28	26,88	591
60x60 Naturale - Lappato	9,5	2,78	3	1,080	23,76	40	43,20	950
30x60 Naturale	9,5	5,56	6	1,080	23,76	48	51,84	1140
30x60 Listelli sfalsati	6,5	5,56	6	1,080	16,20	30	32,40	486
33,8x48,6 Mosaico Caleido	6,5	7,59	6	0,791	11,87	28	22,15	332
30x30 Mosaico 3X3	6,5	11,11	5	0,450	6,75	60	27,00	405
30x60 Listelli sfalsati	9,5	5,56	4	0,720	15,80	30	21,60	474
30x30 Mosaico 3X3	9,5	11,11	5	0,450	8,73	60	27,00	524
20x20 BeDecor	9,5	25,00	18	0,720	15,84	72	51,84	1140
80x80 Naturale 20MM	20	1,56	1	0,640	29,44	45	28,80	1325
60x60 Naturale 20MM	20	2,78	2	0,720	33,12	32	23,04	1060

Slabs 120x278

Articolo Item Reference Artikel Articulo Артикула	Dimensione (cm) Size (cm) Format (cm) Format (cm) Tamaño (cm) Формат (cm)	Nr. Lastre No. of Slabs Nbre Dalles Anz. Platten Nº de Placas Кол. Плит	Mq. x Imballo sqm per Pack m ² / Emballage qm pro Verpackung m ² por embalaje Кв.м. x упаковку	Peso Imballo (Kg) Weight of Packaging (kg) Poids Emballage (kg) Gewicht Verpackung (kg) Peso embalaje (kg) Вес упаковки (кг)	Peso Imballo+Lastre (Kg) Weight of Packaging + Slabs (kg) Poids Emballage+Dalles (kg) Gewicht Verpackung+Platten (kg) Peso embalaje + placas (kg) Вес упаковки + плит (кг)
 Cassa - Crate - Caisse Kiste - Caja - Ящик	140x291x41h	18	60,05	147	1047,72
 Cavalletto - A-Frame Chevalet de transport Transportgestell Caballete - Подставка	75x290x160h	40	133,44	180	2181,60

BE-SQUARE

Dry - Pressed Ceramic Tiles ISO 13006 Annex G - UNI EN 14411 Annex G - Bla UGL



CARATTERISTICHE TECNICHE








Technical Features - Características Técnicas - Technische Eigenschaften
Technische Eigenschaften - Características Técnicas - Технические Характеристики

NORMA

Standard - Norme
Norm - Norma - Norma

VALORI

Value - Valeur
Vorgabe - Valor - Средние

 ASSORBIMENTO D'ACQUA (VALORE MEDIO IN %) Water absorption (Average value expressed in %) - Absorption d'eau (Valeur moyenne en %) Wasseraufnahme (Durchschnittswert in %) - Absorción de agua (Valor medio en %) Поглощение воды	UNI EN ISO 10545/3 ASTM C373	CONFORME COMPLIANT
 RESISTENZA ALLA FLESSIONE Modulus of rupture - Resistance a la flexion - Biegefestigkeit Resistencia a la flexion - Прочность на изгиб	SPESSORE UNI EN ISO 10545/4	6,5 mm 9,5 mm 20MM ≥ 35 N/mm ² ≥ 45 N/mm ² ≥ 45 N/mm ²
 FORZA DI ROTTURA Breaking strength - Résistance à la rupture - Bruchlast Resistencia a la rotura - Разрывное усилие	UNI EN ISO 10545/4 ASTM C648	≥ 700 N ≥ 2000 N ≥ 12000 N 250 Lbs 400 Lbs 2500 Lbs
 RESISTENZA AL GELO Frost resistance - Résistance au gel - Frostbeständigkeit Resistencia a las heladas - Морозостойкость	UNI EN ISO 10545/12 ASTM C1026	CONFORME UNAFFECTED
 RESISTENZA CHIMICA AD ALTE E BASSE CONCENTRAZIONI DI ACIDI E BASI Chemical resistance to high and low acid and basic concentrations Résistance chimique aux hautes et basses concentrations d'acides et de bases Chemikalienfestigkeit bei hohen und niedrigen Konzentrationen von Säuren und Basen Resistencia química con concentraciones altas y bajas de ácidos y bases Химическая стойкость к высоким и низким концентрациям кислот и щелочей	UNI EN ISO 10545/13 ASTM C-650	A - LA - HA UNAFFECTED
 RESISTENZA ALLE MACCHIE Stain resistance - Résistance aux taches - Fleckenbeständigkeit Resistencia a las manchas - Стойкость к образованию пятен	UNI EN ISO 10545/14	5
 COEFFICIENTE DI ATTRITO Slip resistance Coefficient de glissement Rutschfestigkeit Barfußbereich Coeficiente de atrito medio Коэффициент трения		NAT. LAPP. 20MM DIN 51130 DGUV Regel 108-003 R10 - R11 DIN 51097 DGUV Information 207-006 B (A+B) - C (A+B+C) ANSI A326.3:2017 DCOF WET ≥ 0,50 WET ≥ 0,42 WET ≥ 0,65 B.C.R.A. D.M. N. 236 14/6/89 > 0,40 > 0,40 > 0,40 AS 4586-2013 Anexo A P2 - P3 BS 7976-2: 2002 < 36 - > 36 BSEN13036-4:2011 Moderate Slip - Low Slip Pendulum testers potential - potential UNE 41901:2017 EX DB SUA (actual) - - 3

Per maggiori chiarimenti sui dati tecnici e sulla garanzia consultare il catalogo generale in vigore. - For further information on technical specifications, please consult our up-dated general catalogue. - Pour toutes informations supplémentaires sur les données techniques et sur les garanties, veuillez consulter le catalogue general en vigueur. - Für weitere Informationen über technische Daten und Garantie beziehen sie sich bitte auf den aktuellen Gesamtkatalog. - Para ultteriores informaciones sobre los datos tecnicos y la garantia, vease el catalogo general en vigor. - Более подробную информацию о технических данных и гарантии смотрите в действующем сводном катал.



* La lista completa e aggiornata dei prodotti certificati è visionabile sul sito www.cstb.fr. Per qualsiasi ulteriore informazione contattare Emilceramica Group. - The full, up-to-date list of certified products can be viewed at www.cstb.fr. Please contact the Emilceramica Group for any further information. - La liste complète et à jour des produits certifiés peut être consultée sur le site www.cstb.fr. Pour tout renseignement complémentaire, veuillez contacter Emilceramica Group. - Die komplette und aktualisierte Liste der zertifizierten Produkte ist im Internet auf www.cstb.fr einsehbar. Für ausführliche Informationen kontaktieren Sie bitte die Emilceramica Group. - La lista completa y actualizada de los productos certificados se puede consultar accediendo al sitio web www.cstb.fr. Para más información pueden ponerse en contacto con Emilceramica Group.



be-square

I colori e le caratteristiche estetiche dei materiali illustrati nel presente catalogo sono da ritenersi puramente indicativi.
Le misure dei prodotti qui indicate si intendono nominali e come i pesi ed i colori subiscono le variazioni tipiche del processo ceramico.
Emilceramica si riserva la facoltà di modificare in qualunque momento senza preavviso le caratteristiche tecniche, estetiche e i materiali presentati.
Tali caratteristiche non sono comunque vincolanti nei termini legali.

Colours and optical features of the materials illustrated in this catalogue are to be regarded as mere indications.
Product sizes indicated are nominal and like weights and colours undergo the typical variations of the ceramic process.
Emilceramica reserves the right to change the technical and optical features of the materials illustrated at any time and without notice. These features are not legally binding.



Emilceramica is a brand of Emilceramica S.r.l. a socio unico	Sede Commerciale/Amministrativa
emilgroup.it/emilceramica emilgroup.it	Via Ghiarola Nuova, 29 - 41042 Fiorano Modenese (Mo) Italy T +39 0536 835111 - info@emilceramicagroup.it