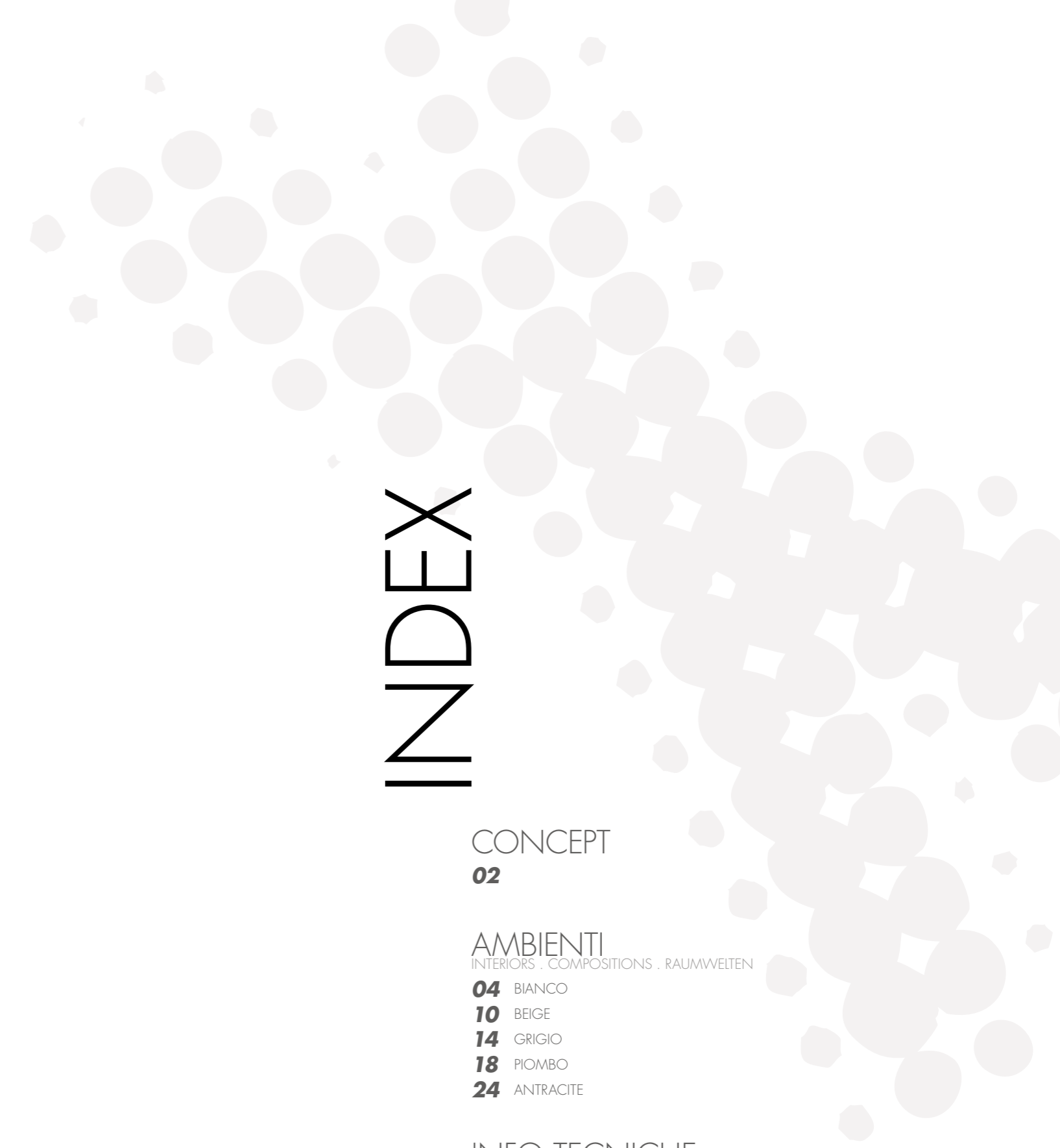


  
**LIFE**

*Stone for living*

 CERAMICHE  
CASTELVETRO



# INDEX

CONCEPT  
**02**

AMBIENTI  
INTERIORS . COMPOSITIONS . RAUMWELTEN


- 04** BIANCO
- 10** BEIGE
- 14** GRIGIO
- 18** PIOMBO
- 24** ANTRACITE

INFO TECNICHE  
TECHNICAL INFO . INFO TECHNIQUES . TECHNISCHE INFORMATIONEN  
**28**

5 COLORI  
COLOURS . COULEURS . FARBEN

4 FORMATI  
SIZES . FORMATS . FORMATEN

3 SUPERFICI  
SURFACES . SURFACES . OBERFLÄCHEN  
**NATURAL RECT. / LAPPED RECT. / GRIP**



# BIANCO

**LIFE**

La **tua** ospitalità si **accende** di **delicate** sfumature

Subtle shades brighten your hospitality

Votre sens de l'accueil s'illumine de nuances délicates

Zarte Nuancen verbreiten ein weiches Licht



LIFE Bianco 60x60 nat. - 60x120 lapp. - 26x28 esagona



LIFE Bianco 60x120 lapp. - 26x28 esagona



LIFE Bianco 60x60 nat.

BEIGE

**LIFE**

L'**anima** della **pietra**

The soul of stone

L'âme de la pierre

Die Seele des Steins





# GRIGIO

**LIFE**

**Prende forma** lo stile di **casa** tua

Your home's style takes shape

Chez vous, le style se matérialise

Dein Wohnstil nimmt Gestalt an



LIFE Grigio 30x60 nat. - 30x30 mosaico

# PIOMBO

**LIFE**

**Spazi** caratterizzati da **segni** decisi

Strong patterning for characterful interiors

Des espaces ponctués de traits distinctifs

Räume mit klarer Kante





LIFE Piombo 60x60 strut.

**LIFE**



LIFE Piombo 40x80 nat.

# ANTRACITE

**LIFE**

Una **materia** che esprime forza **creativa**

The creative force of matter

Une matière qui exprime la force de la création

Ein Material schafft Raum für Kreativität



BIANCO



60x120 nat. **CLE62R1**  
78

60x120 lapp. **CLE62RL1**  
79



60x60 nat. **CLE60R1**  
73

60x60 lapp. **CLE60RL1**  
76

60x60 strut. **CLE60R1S**  
73



30x60 nat. **CLE36R1**  
73

30x60 lapp. **CLE36RL1**  
76

30x60 strut. **CLE36R1S**  
73



40x80 nat. **CLE48R1**  
74

BEIGE



60x120 nat. **CLE62R2**  
78

60x120 lapp. **CLE62RL2**  
79



60x60 nat. **CLE60R2**  
73

60x60 lapp. **CLE60RL2**  
76

60x60 strut. **CLE60R2S**  
73



30x60 nat. **CLE36R2**  
73

30x60 lapp. **CLE36RL2**  
76

30x60 strut. **CLE36R2S**  
73



40x80 nat. **CLE48R2**  
74



GRIGIO



60x120 nat. **CLE62R4**  
78

60x120 lapp. **CLE62RL4**  
79



60x60 nat. **CLE60R4**  
73

60x60 lapp. **CLE60RL4**  
76

60x60 strut. **CLE60R4S**  
73



30x60 nat. **CLE36R4**  
73

30x60 lapp. **CLE36RL4**  
76

30x60 strut. **CLE36R4S**  
73



40x80 nat. **CLE48R4**  
74

PIOMBO



60x120 nat. **CLE62R77**  
78

60x120 lapp. **CLE62RL77**  
79



60x60 nat. **CLE60R77**  
73

60x60 lapp. **CLE60RL77**  
76

60x60 strut. **CLE60R77S**  
73



30x60 nat. **CLE36R77**  
73

30x60 lapp. **CLE36RL77**  
76

30x60 strut. **CLE36R77S**  
73



40x80 nat. **CLE48R77**  
74

# ANTRACITE



60x120 nat. **CLE62R7**  
78

60x120 lapp. **CLE62RL7**  
79



60x60 nat. **CLE60R7**  
73

60x60 lapp. **CLE60RL7**  
76

60x60 strut. **CLE60R7S**  
73



30x60 nat. **CLE36R7**  
73

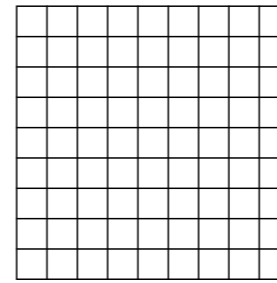
30x60 lapp. **CLE36RL7**  
76

30x60 strut. **CLE36R7S**  
73



40x80 nat. **CLE48R7**  
74

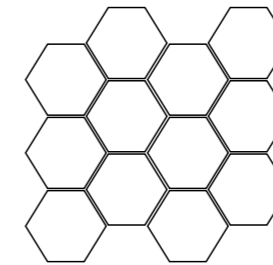
## DECORI DECORATIONS . DECORS . VERZIERUNGEN



30x30 mosaico  
 3x3 su rete

- CLE1MS** BIANCO
- CLE2MS** BEIGE
- CLE4MS** GRIGIO
- CLE77MS** PIOMBO
- CLE7MS** ANTRACITE

39

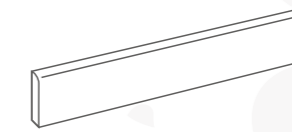


26x28 esagona  
 su rete

- CLE1E** BIANCO
- CLE2E** BEIGE
- CLE4E** GRIGIO
- CLE77E** PIOMBO
- CLE7E** ANTRACITE

57

## PEZZI SPECIALI SPECIAL TRIMS . PIÈCES SPECIALES . SONDERTEILE



7x60 battiscopa

- CLE6R1BT** BIANCO
- CLE6R2BT** BEIGE
- CLE6R4BT** GRIGIO
- CLE6R77BT** PIOMBO
- CLE6R7BT** ANTRACITE

27

## IMBALLI PACKING . EMBALLAGES . VERPACKUNGEN

FORMATO SIZE	pcs/box	m <sup>2</sup> /box	kg/box	box/pallet	m <sup>2</sup> /pallet	kg/pallet
60x120	2	1,440	31,00	32	46,080	1012
60x60	4	1,440	29,60	30	43,200	900
30x60	7	1,260	24,50	40	50,400	990
40x80	4	1,280	27,00	24	30,720	660
30x30 mosaico su rete	6		12,00			
26x28 esagona su rete	6		12,00			
7x60 battiscopa	14		11,40			

## CODICI PREZZO PRICE CODES . CODES PRIX . PREISLISTE

	27	39	57	73	74	76	78	79
MQ								
PZ	12,40	18,40	33,00	59,00	63,00	69,00	86,00	97,00
ML								

## CARATTERISTICHE TECNICHE TECHNICAL CHARACTERISTICS . CARACTERISTIQUES TECHNIQUES . TECHNISCHE DATEN



V2



mm 10

SPESSORE



FUGA MINIMA

2 mm



UNI EN ISO  
 10545.6  
 <120mm<sup>3</sup>



BCR TORTUS  
 ≤0,40



DIN 51130  
 R10 Naturale  
 R11 Strutturato



DIN 51097  
 A+B+C



DCOF  
 >0,42

Marketing: **CERAMICHE CASTELVETRO**  
 Project: **STUDIO DIADE**



**Ceramiche CCV Castelvetro S.p.A.**

Strada Statale 569, 173  
41014 Solignano (Mo) ITALY  
Tel. +39 059 778511  
Fax: It. +39 059 778571  
Fax: Export +39 059 778523  
[info@castelvetro.it](mailto:info@castelvetro.it)  
[www.castelvetro.it](http://www.castelvetro.it)