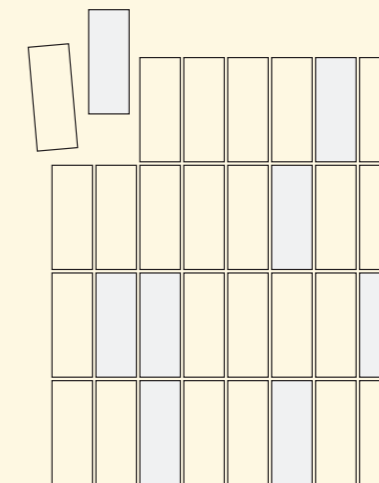



COSMO

A NEW UNIVERSE.

Cosmo è la congiunzione di 2 universi opposti. Il risultato dell'unione di materiali che rappresentano luoghi di diversa natura: da una parte un prodotto industriale, formato 80x80 rettificato, 2 diverse superfici sia per interno che per esterno, un fondo opaco universale che non riflette la luce, puntinato, un finto cielo stellato, declinato in Grigio, Nero, Cotto, Verde e Blu. Dall'altra parte un prodotto artigianale, formato 6.5x15.5 estruso, tutta massa, bordi irregolari ed imperfetti che conferiscono al prodotto un aspetto materico e puro, 1 finitura opaca, morbida al tatto e alla vista, e 1 finitura lucida che per la prima volta viene applicata a questa tipologia di materiale, rendendolo più intenso, con toni che saltano da uno ad un altro in 4 colorazioni. Otteniamo così qualcosa di sofisticato e sincero, che possa adattarsi a differenti spazi e situazioni. Le influenze alla base della collezione nulla hanno a che fare l'un l'altra: un semplice piatto di latta, le briciole di pane cadute a terra dopo una buona e ricca colazione, un ristorante indiano, una cabina fotografica, i bricks delle case di Shoreditch, il Planetario di Peter Harrison, una corsa sui famosi autobus rossi a due piani di Londra, i sapori di Marrakech. Cosmo, una galassia lontana vista attraverso un telescopio!

Cosmo is the encounter of distant worlds, the meeting of 2 materials embodying different essences. First, we have the sway of an industrial setting, expressed through a 80x80 rectified size, with 2 different surfaces suitable for both indoor and outdoor use; it's an all-around opaque tile enlivened by a starry dot pattern, interpreted in 5 colors: Grigio, Nero, Cotto, Verde and Blu. On the other hand a 6,5x15,5 artisanal product, an extruded full colored body porcelain, whose peculiar imperfections and irregularities contribute to its authentic and pure look; it is presented in two finishes: a soft-touch and pleasing to the eye matte surface, and a glossy one, which thanks to the never-before-done application on this kind of material it enhances its intensity and brings out the variegated shades of its 4 colors. The sophisticated and refined result of this encounter is adaptable to different spaces and contexts. As its multifaceted nature, the collection comes from a multifaceted and non-related number of inspirations: an ordinary tin plate, bread crumbs fallen on the floor after a good and rich breakfast, an Indian restaurant, a photo booth, the bricks of Shoreditch houses, the Peter Harrison Planetarium, a ride on the famous red double-decker buses of London, the flavors of Marrakech. Cosmo, a remote galaxy observed through a telescope!





COSMO SURFACE



MATERIALS MATCHING



BRICK MATTE AND LUX




FULL BODY COLORED



ALL OVER - WALL BRICK LUX / FLOOR BRICK MATTE




FINISHES MIX




MICRO COSMO FULL BODY COLORED



COSMO AND MICRO COSMO



COLOR MATCHING



COLOR BLOCKING




↑ Cosmo Blu 80x80 32"x32" - Brick Matte Blu-Nero 6,5x15,5 3"x6"

→ Cosmo Blu 80x80 32"x32" - Brick Matte Blu-Nero 6,5x15,5 3"x6"



↓ → Cosmo Blu 80x80 32"x32" - Brick Matte Blu-Nero 6,5x15,5 3"x6"
Pillar Brick Lux Blu-Nero 6,5x15,5 3"x6"





← Wall Brick Matte Cotto 6,5x15,5 3"x6"
Tables Brick Lux Cotto 6,5x15,5 3"x6"
Floor Cosmo Cotto 20x80 8"x32"

↓ → Cosmo Cotto 20x80 8"x32" - Brick Matte Cotto 6,5x15,5 3"x6"






↑ Cosmo Cotto 20x80 8"x32"



↑ Brick Matte Cotto 6,5x15,5 3"x6"



↑ Floor Cosmo Cotto 20x80 8"x32" - Tables Brick Lux Cotto 6,5x15,5 3"x6"



↑ Wall Brick Matte Grigio 6,5x15,5 3"x6" - Floor Cosmo Grigio 80x80 32"x32"



↑ Brick Matte Grigio 6,5x15,5 3"x6"






↑ → Cosmo Grigio 80x80 32"x32"



← ↓ Wall Brick Matte Grigio 6,5x15,5 3"x6" - Floor Cosmo Grigio 80x80 32"x32"



→ Micro Cosmo Bianco 29,5x29,5 12"x12"





↕ → Wall Brick Lux Grigio 6,5x15,5 3"x6" - Floor Brick Matte Grigio 6,5x15,5 3"x6"






← ↓ Wall Brick Matte / Lux Blu-Nero 6,5x15,5 3"x6"
Floor and kitchen top Cosmo Nero 80x80 32"x32"






↑ Wall Brick Matte / Lux Blu-Nero 6,5x15,5 3"x6" - Floor and kitchen top Cosmo Nero 80x80 32"x32"




↕ → Cosmo Nero 80x80 32"x32"

↓ → Brick Matte Verde 6,5x15,5 3"x6"






↑ Wall Brick Lux Verde 6,5x15,5 - Floor Cosmo Verde 80x80 32"x32"/ Micro Cosmo Verde 29,5x29,5 12"x12"
Bench Cosmo Verde 80x80 32"x32"



↑ → Cosmo Verde 80x80 32"x32"








← ↓ Wall Brick Lux Verde 6,5x15,5
Floor Cosmo Verde 80x80 32"x32"/ Micro Cosmo Verde 29,5x29,5 12"x12"
Bench Cosmo Verde 80x80 32"x32"



→ Cosmo Verde 5x80 2"x32" / Cosmo Blu 5x80 2"x32"





TECHNICAL DETAILS

COSMO

TECHNOLOGY PORCELLANATO DIGITALE HD AD IMPASTO COLORATO - HD DIGITAL COLORED BODY PORCELAIN

FINISH OPACO RETTIFICATO - NATURAL RECTIFIED

THICKNESS 9 MM

BRICK

TECHNOLOGY PORCELLANATO ESTRUSO A TUTTA MASSA - FULL BODY EXTRUDED PORCELAIN

FINISH OPACO - MATTE / LUCIDO - LUX

THICKNESS 8 MM

MICRO COSMO

TECHNOLOGY TESSERE ESTRUSE SINGOLARMENTE IN PORCELLANATO A TUTTA MASSA
INDIVIDUALLY EXTRUDED TILES IN FULL-BODY PORCELAIN


FINISH OPACO - MATTE

THICKNESS 8 MM



TECHNICAL FEATURES AND PACKING

COSMO GRIGIO



↑
COSMO GRIGIO
MICRO COSMO MOSAIC BIANCO
BRICK LUX GRIGIO
BRICK MATTE GRIGIO

COSMO BLU



↑
COSMO BLU
MICRO COSMO MOSAIC BLU
BRICK LUX BLU-NERO
BRICK MATTE BLU-NERO

COSMO NERO



↑
COSMO NERO
MICRO COSMO MOSAIC NERO
BRICK LUX BLU-NERO
BRICK MATTE BLU-NERO

COSMO COTTO




↑
COSMO COTTO
MICRO COSMO MOSAIC COTTO
BRICK LUX COTTO
BRICK MATTE COTTO

COSMO VERDE



↑
COSMO VERDE
MICRO COSMO MOSAIC VERDE
BRICK LUX VERDE
BRICK MATTE VERDE

COSMO SIZES



80X80 32\"/>


GRAPHIC NR. 8 (80X80)



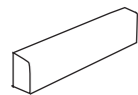
20X80 8\"/>



5X80 2\"/>



OUT 80X80 32\"/>




SKIRTING 7,5x80 3\"/>

BRICK MATTE/LUX



6,5X15,5 3\"/>

MICRO COSMO



2,5X3,6 1\"/>

ON NET 29,5X29,5 12\"/>

COSMO CODES

| SIZE | Grigio | Blu | Nero | Verde | Cotto |
|-------------|---------|----------|---------|---------|---------|
| 80x80 | 4100848 | 4100851 | 4100847 | 4100849 | 4100850 |
| 80x80 Out | 4100853 | 4100856 | 4100852 | 4100854 | 4100855 |
| 20x80 | 4100877 | 4100880 | 4100876 | 4100878 | 4100879 |
| 5x80 | 4100872 | 4100875 | 4100871 | 4100873 | 4100874 |
| | Bianco | Blu | Nero | Verde | Cotto |
| Micro Cosmo | 4100866 | 4100869 | 4100870 | 4100867 | 4100868 |
| | Grigio | Blu-Nero | Verde | Cotto | |
| Brick Matte | 4100858 | 4100861 | 4100859 | 4100860 | |
| Brick Lux | 4100862 | 4100865 | 4100863 | 4100864 | |

INFO

Brick è un manufatto prodotto artigianalmente per estrusione, con materie prime che eccellono per qualità e caratteristiche estetiche e di utilizzo. Tale processo crea un prodotto che presenta differenze di calibro, irregolarità superficiali o di planarità; caratteristiche da considerarsi proprie del materiale. La versione Lux, inoltre, è arricchita da una cristallina lucida: piccole spillature e leggere differenze di stesura dello smalto, che possono verificarsi, sono un effetto tipico di prodotti artigianali. Queste caratteristiche uniche, se valorizzate durante la posa, esaltano l'effetto estetico che lo differenzia dai normali prodotti industriali. In aggiunta è stata fatta una ricerca sulle miscele di impasti in modo tale da ottenere una netta diversità di toni e poter creare disomogeneità cromatica. In fase di posa è importante miscelare in modo casuale i pezzi delle varie scatole per una resa più armonica. Posare il materiale utilizzando collante per il grès porcellanato. Trattandosi di materiale estruso di forma non regolare consigliamo di posare i pezzi accostandoli e ruotandoli senza usare distanziali, in modo che le fughe si vengano a formare automaticamente in modo ideale. Per compensare eventuali differenze di planarità è possibile caricare di collante anche il pezzo stesso.

Brick is a handmade product obtained through extrusion, employing raw materials that stand out for their quality, aesthetic characteristics and use. The product resulting from this process might show differences in size, surface irregularity or planarity; these aspects are to be considered distinctive characteristics of the material itself. Besides, the Lux version comes with a glossy glazed finish; regarding this aspect, the potential presence of small pinholes and minor differences in the application of the glaze is to be regarded as a typical feature of handmade products. If enhanced during the installation, these unique characteristics will emphasize the aesthetic look that differentiates this product from normal industrial ones. Additionally, research has been carried out on blends of mixtures in order to obtain a clear differentiation of tones and to create chromatic diversity. During the laying phase it is important to mix randomly the different pieces of the boxes to achieve a more harmonic result. Lay the material using porcelain stoneware glue. Being extruded material of irregular shape, it is recommended to lay the pieces by placing them side by side and rotating them without using spacers, to ensure that the joints are created automatically in an optimal way. Also, it is possible to apply the glue to directly on the piece in order to compensate for any differences in planarity.



41zero42 si riserva di apportare modifiche senza preavviso ai prodotti declinando ogni responsabilità per danni diretti o indiretti derivanti da eventuali modifiche. I colori e le caratteristiche estetiche dei materiali illustrati nel presente catalogo sono da ritenersi puramente indicativi.

41zero42 reserves the right to modify the mentioned products without notice, declining all responsibility on direct or indirect damages caused by eventual modifications. Colours and aesthetical features of the materials as illustrated in this catalogue are to be regarded as mere indications.

Concept 41zero42

Styling & Graphic Project Martino Manni e Simona Bernardi

Photo Punto Immagine

Thanks to Ex.t

© 2020 41zero42

41zero42 srl

Via Monte Mongigatto 24

Fiorano Modenese · 41042 · MO

Italia

T +39 0536 839311

www.41zero42.com